

SLOANEBUILT

"Meeting Standards, Exceeding Expectations"

B-DOUBLE RANGE



SLOANEBUILT

B-DOUBLES

Sloanebuilt Trailers are the industry leader in designing and manufacturing B-Double Combinations that are made to double your durability to carry maximum payload.

Sloanebuilt's custom made B-Double Combination trailers can be manufactured in aluminium, or hardened steel, and come in a range of sizes. Up to 9,000mm long in a tri-axle configuration, and 6,475mm in a tandem configuration, to a maximum height of 2,500mm.

The team at Sloanebuilt will custom design your B-Double trailer combination to ensure you meet legal dimensional requirements, while maximising your payload.



Warranty
Up to 2 Years*



Custom
Fully Customisable

FEATURES

- 19m or 26m options
- Optimised designs for quarry or commodity applications
- Chassis grit blasted, and painted in PPG 2-Pack paint
- Genuine BPW or Hendrickson running gear
- Genuine Alcoa® wheels fitted as standard
- Engineered to achieve optimum payload and weight distribution
- Available in Rollback or slider A-Trailer designs



*Warranty period may vary. Third party suppliers not covered by this guarantee.

WWW.SLOANEBUILT.COM.AU

1.

SLOANEBUILD

SPECIFICATIONS

BODY

- Hi-tensile aluminium sheet and plate
- Hi-tensile 6000 grade extrusion featuring rounded corners
- Two piece huck bolted style top coaming

CHASSIS

- High tensile fully fabricated A-trailer chassis
- Hydraulic roll back or sliding suspension design

FLOOR

- 6mm full sheet hi-tensile aluminium plate – other available

WALLS

- Hi-tensile 5mm aluminium bright plate

TAIL GATE

- Sloanebuilt's signature flush to outside tail gate with rubber seal – air operated

SUSPENSION

- BPW or Hendrickson air bag suspension

AXLES

- Disc or drum brakes available

BRAKE SYSTEM

- ADR compliant brake system featuring EBS with roll stability

LIGHTING

- Round L.E.D rear lighting and L.E.D side clearance/indicators
- Top tailgate lighting configurations optional

HOIST

- EDBRO hoist as standard (other options available)

WHEELS AND TYRES

- 10 stud alloy wheels (steel or chromed available)
- Tyres to your requirements

STANDARD EQUIPMENT

- Single grain chute and locks
- Two speed manual landing gear
- EMAX fully sealed wiring loom with sealed dry box
- Grit blasted, and painted in PPG autothane 2 pack paint
- Access rungs and ladders
- Air filters on service and emergency airlines

The information in this document was correct at the time of printing. All weights and dimensions are approximate only. Always consult an authorised dealer for the latest information on the trailer before deciding to place an order. Images in this document may show equipment not included in the standard vehicle and are subject to availability. We reserve the right to amend any part of this document without notice. Items listed within this document may not be as standard and may incur additional charges, please speak to your local dealer for further details about standard and optional extra features.

AUSTRALIAN MADE



Sloanebuilt is proud to be Australian.

Australian designed, Australian made, Australian supported.

Investing in a Sloanebuilt means investing in a product that is designed, manufactured and supported not only by us but by like-minded suppliers that understand what it means to focus on the needs of Australians, and with a parallel desire to meet standards and exceed expectations.


Australian made means supporting employees, businesses and communities right across the country throughout the supply chain.

Australian made is simply better, and that is Sloanebuilt.

We're proud to support Australia.

Our trailers have been made to support the Australian economy with the hundreds of Australian jobs it has created to manufacture our products, the Australian suppliers we depend on for support to maintain our reputable high quality finished products and the truck drivers working these trailers to keep the Australian population and economy moving.

Sloanebuilt. Built for Australia.



OPTIONAL EXTRAS



BODY SPECS

- Customised body height

ACCESSORIES

- Analog or digital weight gauges
- Tool boxes
- Water tanks
- Reverse alarms
- Grain chutes and grain locks
- Sludge locks
- Top tailgate lighting
- Sub-style access door
- Rock sheeting

PRE DELIVERY

- NSW registration
- Local or interstate delivery

SIGNAGE AND PAINT

- Fleet numbers
- Weight decals
- Safety decals
- Custom colour Sloanebuilt decals
- Third party sign-writing
- Third party vinyl wrapping
- Painted sides and tailgate

TYRES AND RIMS

- Alcoa Durabrite rims
- Tyre brands: Goodyear, Dunlop, Beaurepaires



WHAT IS SPECIAL ABOUT SLOANEUILT?




Sloanebuilt boasts over 35 years of experience in the trailer manufacturing industry; backed by more than 100 employees, and partnered with a lineup of over 100 designs which cover a whole range of industrial, agricultural and primary industry applications from mining, construction, civil, farming, grain, and quarries.

Sloanebuilt is dedicated to manufacturing competitively priced equipment with a high standard of finish and build quality to set a benchmark within the tipping trailer industry and to enhance its reputation of dependability.

Structural integrity with cost and weight saving factors balanced with competitive pricing to produce a dependable trailer are the aims of the Sloanebuilt team. Build quality, before and after sales service, and product support is paramount to Sloanebuilt's philosophy of dependability.

Whether its heavy demolition work, bulk quarry, or grain fertiliser bio-solids to hot-mix, we have a trailer for you that will not only look good, but will exceed all your expectations.

Don't just take our word for it. Come and visit us to see how we can exceed your expectations.



ONSITE ENGINEERING

Computer generated electronic customer build sheets are created for each individual build and are retained as a 'Bill of Materials' (BOM) ensuring adequate and correct product support for the life of the build, and Conformity of Production (COP) as required by the Federal Office of Road Safety. Warranty records are also maintained for individual bodies and trailers so we can look at its history no matter who the current owner is.

Our high level of documentation and detail when drafting and engineering with either the most intricate designs or a standard trailer allows our customers the ability to give us a call and say, "just my usual, thanks", and we have a record of exactly what their order is from past builds.

Find out more about how you can have a say in your trailer design instead of ordering something run-of-the-mill when your business demands anything but standard.

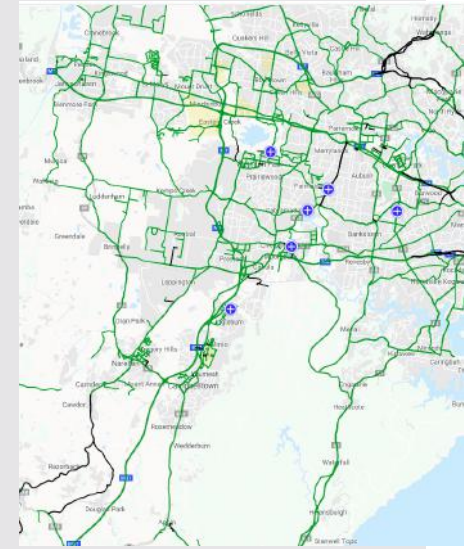


PBS ROUTE APPROVAL

Sloanebuilt Trailers offer a range of PBS compliant trailers that are engineered to perform their tasks productively, safely and sustainably. We make sure that we match the right vehicle to the right tasks for optimum levels of performance.

Sloanebuilt Trailers offers assistance with your new trailer to help achieve the best outcome possible with PBS routes. As part of your new trailer, Sloanebuilt can organise your PBS routes on your behalf.

The National Heavy Vehicle Register's (NHVR) Performance-Based Standards (PBS) Scheme was established in 2007 as a way to offer the heavy vehicle industry potential to achieve higher productivity and safety through innovative and optimised vehicle design.



SPARE PARTS

Instore
and
Online

With over 35 years in engineering, manufacturing and assembling of the parts that make high quality Sloanebuilt road transport products, we have the experienced spare parts team to keep your trailer on the road with genuine parts as only a manufacturer knows how.

As well as Sloanebuilt manufactured spare parts, we work with leading industry manufacturers including Hella, Hendrickson and BPW Transpec to deliver you the right part every time.

Our in house spare parts division is dedicated to customer needs and pride themselves on being reactive to ensure your vehicle has minimum downtime.



Sloanebuilt also has an online spare parts store, to make things easier for our remote customers. Our online parts shop makes it easier than ever for you to obtain parts for your trailer, and gives us the flexibility to service our customers Australia wide.

REPAIRS & SERVICING

Services and repairs are carried out in our new, first-class modern factory that boasts a state-of-the-art specialised spray booths with mixing room, water jet cutting machine, overhead cranes, drive-thru bays, wash bay, and grit blasting facilities.

We have the capacity to perform repairs, maintenance, and refurbishments on a range of trailers and equipment including a wide variety of truck and trailer makes and models.

Insurance Claim?

Once you have notified your insurance company of your accident details, give us a call and our team can take care of the rest to get your truck or trailer sorted for you and back on the road in no time.



Our service and repairs department are able to offer our customers rapid turnaround times thanks to first-class skilled tradesmen, industry leading machinery and equipment and on hand products and parts like only a manufacturer would have.

Our access to our onsite spare parts retail store and spare parts inventory warehouse offers hundreds of products to get the job done.

Our established and experienced research and development team are constantly reviewing and revising our finished products and repair and maintenance processes, to ensure our trailers continue to be at the forefront of innovative trailer design and manufacturing, thus ensuring your new build, service, or repair is only the best.

SPECIAL PROJECTS

Turn heads with an eye-catching custom Sloanebuilt paint job.



Whether the paint work is accenting and decorating a new build, or restoring the original paint work on your vehicle, Sloanebuilt pride themselves on ensuring that your vehicle will look more striking, and better than ever.

Over the years, we have been trusted with the honour of giving customers beloved equipment a transformation, or sometimes even a 'birthday' refresh.

Is it time to treat your truck, trailer or equipment to a fresh new look?



MANUFACTURING PROCESS


Sloanebuilt design and manufacturer all our trailers on site, and we have the knowledge and expertise to build you the rigid body and trailer combination to suit all needs.

Your custom trailer will begin with one of our friendly sales team members, whom will go through every last detail of what you would like to for your business; this will include things like desired payloads, materials, accessories, tarps, and signwriting. Once you've locked in your specifications, it will then move to our engineering team.

The engineering team will draft your trailer to a high level of documentation and detail no matter if its the most intricate of designs or a standard trailer. It will be tested and put through its paces, until it is ready to be moved to production.

This is where you really begin to see your design come to life. Your build will move through all sections of our workshop, from having the chassis fabricated to having accessories fitted. Your trailer will finish in our in-house spray booth, where it will be given a high quality spray job designed to survive the harsh Australian conditions.

Once your trailer is ready, the final touches will be added, whether it be registration or signwriting, before it is handed over to you and your business.



Sloanebuilt has an extensive range of inhouse equipment built to help keep you on the road. One of those is the 'Big Show'; an 1000 tonne 11m wide press which is able to bend bisalloy and hardox brands.

THE FINAL FINISH

By working with our specialist paint shop team who have an eye for detail, you are able to create custom paint designs that suits your company style, and enhances the look of your truck, trailer, or equipment.

Using only the highest quality PPG 2-Pack paint, Sloanebuilt Trailers delivers striking and professional custom paint designs day in, day out.

Our customers can also benefit from the beauty of in house hand-painted scrolls and pin-striping, to further enhance your fresh, unique, and striking new look on your new or existing truck, trailer, or equipment.

Sloanebuilt has had a proven record of producing high quality products and finishes for the past 35 years. Time and time again, Sloanebuilt has pushed the envelope with design and innovation, not just in our workshop and engineering departments, but also in our paint shop.

The new state-of-the-art Sloanebuilt facility is the perfect place to cater to your next custom request, currently equipped with revolutionary and industry leading spray booths and blast-booths to support quality finishes every time. Our new manufacturing facility boasts double heated spray-booths, a dedicated paint-mixing room, and double blast-booths. These new features allow Sloanebuilt to increase the amount of custom paintwork being delivered to the public. Using only the highest quality PPG products on all our jobs, helps to set the bar high when it comes to quality, superior finish, and longevity.



CUSTOMER TESTIMONIALS

Thank you for building me this magnificent tipper body for the Isuzu Giga. From Bennett to the engineers, welders, spray painters, the workmanship was all first class. This truck was very much custom designed by the Sloanebuilt Team and I, so it was a bit unique even as a woodchip body. It was basically built to drop trunks in and cart chip. Not the easiest combination to work out, but Sloanebuilt....They did it. Well done!

Dave Romyn, Dad and Dave's Tree Services Pty Ltd Kirrawee

"The quality from Sloanebuilt is why we have now standardised on their tubs and trailers. Every time you raise the bin and look underneath; you can see where the quality is built into the product. It is now very refined and very reliable. The way the hoses and wiring are clipped to the body; the care taken to get everything right the first time. You do not have any issues with their products, which are excellent together with their service levels. Sloanebuilt also takes care of all the PBS paperwork for compliance."

Mick Colley, Bedrock Quarry Products

When I started Central Quarry Materials back in 2006, Sloanebuilt Trailers was my preferred supplier for all truck bodywork and trailer requirements. At the time, the relationship with Sloanebuilt was particularly important to us because of its expertise and involvement with PBS-compliant trailers. It went without saying that, as we created Select Quarry Materials, we would be working with Sloanebuilt. We have continued a very long solid long-term business relationship for over ten years, starting with truck and three-axle dogs, then to four-axle dogs, and it has continued as we became one of the first operators of five-axle dog trailers and 10x4 rigid tippers in Sydney. Sloanebuilt continues to work closely with our workshop, and as part of its customer support program it maintains a consignment stock of OEM parts located at the SQM workshop to cater for regular service requirements. The inventory is monitored and replenished by Sloanebuilt direct, to ensure that stocks are on hand, such as brake shoes, brake boosters, slack adjusters, etc., complementing the tyre stock of new tyres already mounted on alloy rims and other parts such as filters and lights. In quieter times, our service team is also able to work with Sloanebuilt to undertake refurbishment programmes for older trailers, making sure that all our equipment incorporates the latest in technology upgrades. The overhaul gives even an older trailer the ability to remain in service behind a new truck and bin with good reliability as well as maintaining the very high level of fleet presentation we require.

Mark Allen, Select Quarry Materials

Choosing Sloanebuilt for the truck bodywork and the dog trailer was the best thing I ever did. Tim and the team could not have been more helpful and gave me a lot of assistance in the final specification. The advantage of the Sloanebuilt Low Rider design of aluminium tipper is that the bin sits halfway down the chassis, to provide a low centre of gravity. This benefits the combination of stability and safety and combined with Sloanebuilt's vertical shock or quad shock front axle option, ensures the trailer tracks and handles perfectly on the road.

Eddy Galea, Benedict Sand and Gravel

Sloanebuilt for bodywork and trailers is our standard choice throughout our fleet. It's our belief they are the best when it comes to PBS requirements. They understand it far better than any other and their knowledge is far superior to anybody else.

Ken McClelland, Kim Haulage

In previous businesses I have used different brands of bins and trailing equipment and had some issues. The Sloanebuilt product is second to none and the service levels they provide, from the initial builds to the back-up service or maintenance, is exceptional. We can send a new truck over to Fred and the team and its built ready to work in three weeks. You just don't get that anywhere else.

Danny Joseph, Loadranger

At Borg Civil, we always aim for high expectations in quality, reliability and after sales service of the equipment we purchase. We have chosen Sloanebuilt Trailers time and time again and have been a repeat customers over the years for those very reasons.

Kevin Peterson, Borg Civil

LET'S GET IN TOUCH

Got a query or would like one of our team to give you a call back?

Come in and see us for all your needs.



02 4647 4800



21-33 Dunn Road, Smeaton Grange NSW 2567



www.sloanebuilt.com.au





SLOANEBUILT.COM.AU

SCAN THE QR CODE TO BE TAKEN
TO OUR WEBSITE



Produced by Sloanebuilt Trailers Pty Ltd
Reviewed 2021

No part of this publication may be reproduced or transmitted without the express written permission of Sloanebuilt Trailers Pty Ltd